



### District Report Card: 2017


<b>State:</b> Jammu And Kashmir	<b>District:</b> Udhampur
<b>Class:</b> 3	<b>Subject:</b> Language
<b>Schools:</b> 61	<b>Students:</b> 444


### Participation/Coverage


#### Students

<b>GENDER</b> 	Boys		Girls	
	Number	%	Number	%
	222	50.00	222	50.00

<b>AREA</b> 	Rural		Urban	
	Number	%	Number	%
	415	93.47	29	6.53

<b>CATEGORY</b> 	SC		ST		OBC		GEN	
	Number	%	Number	%	Number	%	Number	%
	148	33.33	85	19.14	22	4.95	189	42.57

<b>CWSN</b> 	LD	VI	HI	S&LD	ID	Oth
	1	0	0	3	0	4

<b>Management</b> 	Government		Government-aided	
	Number	%	Number	%
	444	100.00	0	0.00

### Average Performance of Students in Language (%)

Overall	Gender		Area		Management		Social Group			
	Male	Female	Rural	Urban	Govt.	Aided	SC	ST	OBC	GEN
64.76	63.69	65.83	64.03	75.17	64.76	0.00	65.05	61.02	69.39	65.68

## Performance on Learning Outcomes (LOs)

Learning Outcomes	Description	Average Performance(%)
L304	Reads small texts with comprehension i.e., identifies main ideas, details, sequence and draws conclusions	66.91
L312	Reads printed scripts on the classroom walls: poems, posters, charts etc.	60.45

Range of Performance of Students who Answered Correctly							
Below 30%		30% - 50%		50% - 75%		Above 75%	
Number	%	Number	%	Number	%	Number	%
47	10.59	82	18.47	142	31.98	173	38.96

## Lowest Performing Learning Outcomes (LOs)

1 - Reads printed scripts on the classroom walls: poems, posters, charts etc. (60.45)

2 - Reads small texts with comprehension i.e., identifies main ideas, details, sequence and draws conclusions (66.91)